

An aerial photograph of a European city at sunset. The sky is filled with dramatic, dark clouds, with a bright orange and yellow glow from the setting sun. In the foreground, a large, white church with a tall, green-roofed spire stands out. The city below is a mix of colorful buildings with red, green, and blue roofs. The overall scene is a mix of historical architecture and modern urban development.

A report on a short-term CEEPUS mobility

Oszlovics Kitti

Bártfai Kristóf

2025.



Palacký University
Olomouc




MISKOLCI
EGYETEM
UNIVERSITY OF MISKOLC



CZECH REPUBLIC

HUNGARY



Things to do during the mobility

Attending pre-arranged classes

Portfolio on lesson content, methodology, and literature used

Individual research activity



Pre-arranged classes

- 3-4 classes
- Reach out to the local contact person
- Contact teachers via email

- Taking notes
- Active participation
- Completing online tasks



Portfolio

- 2023: Pragmatics, Chapters from English Grammar, Syntax
- 2024: English Methodology 1, Lexical Semantics, Morphology

English methodology 1

Lesson 1: 1st October

The course is taught by Andrea Ramesová. The first English Methodology I. class I have attended mostly focused on introducing different methodology in language classroom. We learnt the requirements (that is doing a mini class at the end of the semester), then we briefly started discussing what makes an English class good. After this, we discussed what a teacher's tasks are. She showed us some practice that ease students' job at learning vocabulary by heart (e.g. linking words with the students' name). She introduced the so-called Line-up-by task, what we also had to act out. She told us about different methods that create communication situations and help encouraging students to use the language (e.g. Guessing information, giving controversial topics to discuss). At the last quarter of the class, we started talking about advantages, disadvantages, and different suitable activities of different settings (individual, pair, groups of 3-5, whole class).

Methodology

She used quite mixed methods during this class, as when she introduced new information, she did it in frontal method, but she likes interactive classes, so students are often required to work either in pairs or in groups. She asked frequently the students (including me and Kristóf) about their opinions and their previous knowledge of this field of study. The university has a webpage (moodle.upol.cz) to which task material are submitted for the students – and we also have access to it so we can reach every material she submits to the class. Meanwhile, she presents the same material during the whole class in the form of a PowerPoint Presentation. Her presence is direct and student-friendly, so it is very easy to cooperate with her.

Content

- What makes an English class good?
- Get-to-know activities
- Line up by... task
- Teachers' task
- Students' task
- Linking a word with the students' names task
- Guessing information task

References

No sources were given during the class/on the PPT.

Opinion and experiences

The first impression was positive regarding the whole concept of this methodology class. In our university, methodology classes look differently, and I believe we learnt a lot of new things even this being our first methodology class at Palacký University. Ms. Ramesová expects students to stay active, but her class seemed to be really engaging and exciting, so mostly everyone participated accordingly.

Individual research activity

Individual
research
topic

TDK

Why was our
stay useful?

ISIC INTERNATIONAL
STUDENT
IDENTITY CARD



ISIC card number
S 123 456 789 012 X



Studies at | Étudiant à | Est. de Enseñanza
International University

Name | Nom | Nombre

B. Smart

Born | Né(e) le | Nacido/a el

14-05-2000

Validity | Validité | Validez

05-2019 - 07-2020



INTERNATIONAL
STUDENT
IDENTITY CARD

UPOOL card



Library



Accommodation



Neighborhood of the dormitory





Canteen



And if you have some free time... 😊

A red poster with white text and a logo, mounted on a white wall. The logo at the top features a stylized 'Gym' with 'FITNESS' above and 'VEREJNÝ' below. Below the logo, the text reads 'posilovna, aerobik, solárium'. The main heading is 'PROVOZNÍ DOBA'. Below this is a table of operating hours for each day of the week. At the bottom, there is contact information for Fitness life s.r.o., including a phone number, website, and Facebook link.



FITNESS GYM VEREJNÝ
posilovna, aerobik, solárium

PROVOZNÍ DOBA

Pondělí	6:00 - 21:00 hod.
Úterý	6:00 - 21:00 hod.
Středa	6:00 - 21:00 hod.
Čtvrtek	6:00 - 21:00 hod.
Pátek	6:00 - 21:00 hod.
Sobota	9:00 - 12:00 hod.
Neděle	9:00 - 12:00 hod.
	16:00 - 20:00 hod.

Fitness life s.r.o.
Hradeb Svorností 57
Olomouc 779 00



tel.: +420 585 414 250
www.fitnesslimpo.cz
f Fitnessgym Timpo Olomouc



Olomouc Astronomical Clock



Saint Wenceslas Cathedral






Church of St. Gorazd



Holy Trinity Statue






Prague



Prague



Thank you for your attention! 😊

